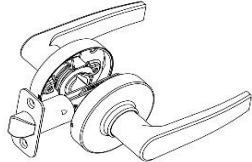
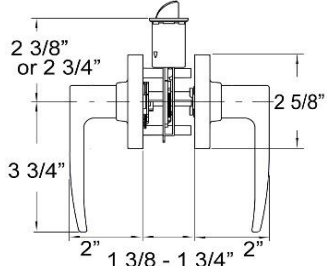
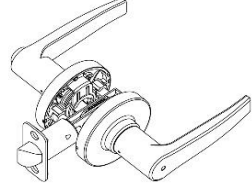
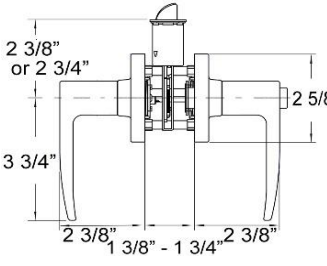
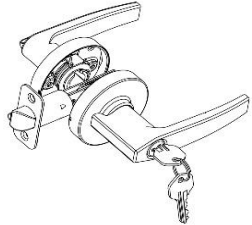
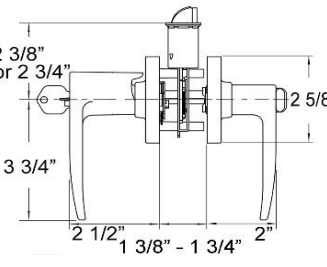
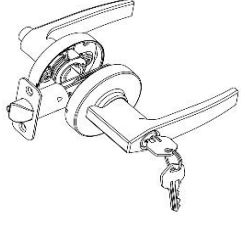
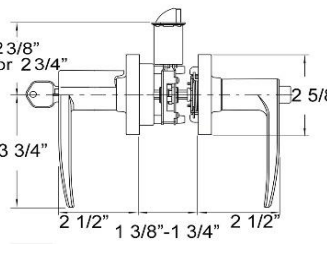
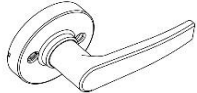
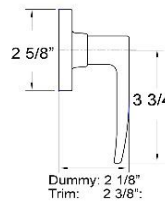


BETTER HOME PRODUCTS

SOMA PLUS COLLECTION SPECIFICATIONS

MATTE BLACK FINISH

		<p>BHP ITEM# 78144BLK - Passage Set ITEM# UL78144BLK - UL 3 Hr Rating</p> <p>Grade III tubular passage set. All metal components Door Prep - Crossbore 2 1/8", Edge Bore 1", Latch Face 1"x2 1/4" Door Thickness - 1 3/8" to 1 3/4" Function: Both levers always free Strike - Full lip radius corner standard. Other options available Latch - 1/2" throw bolt, 2 3/8" or 2 3/4" backset adjustable. Radius corner face plate standard. Other options available Door Handing - Non-handed</p>
		<p>BHP ITEM# 78244BLK - Privacy Set</p> <p>Grade III tubular privacy set. All metal components Door Prep - Crossbore 2 1/8", Edge Bore 1", Latch Face 1"x2 1/4" Door Thickness - 1 3/8" to 1 3/4" Function - Outside lever locked by push button inside, inside lever always free. Also can be opened by emergency key out side Strike - Full lip radius corner standard. Other options available Latch - 1/2" throw bolt, 2 3/8" or 2 3/4" backset adjustable. Radius corner face plate standard. Other options available Door Handing - Non-handed.</p>
		<p>BHP ITEM# 78544BLK - Entry Set ITEM# UL78544BLK - UL 3 Hr Rating</p> <p>All metal components with inner anti-pick shield Door Prep - Crossbore 2 1/8", Edge Bore 1", Latch Face 1"x2 1/4" Door Thickness - 1 3/8" to 1 3/4" Function: Locked or unlocked by key out side or turn-piece inside. Cylinder - 5 pin KW1 keyway. Other options available Strike - Full lip radius corner standard. Other options available Latch - 1/2" throw bolt, 2 3/8" or 2 3/4" backset adjustable. Radius corner face plate standard. Other options available Door Handing - Non-handed</p>
		<p>BHP ITEM# 78644BLK - Push Button Entry Set</p> <p>All metal components with inner anti-pick shield Door Prep - Crossbore 2 1/8", Edge Bore 1", Latch Face 1"x2 1/4" Door Thickness - 1 3/8" to 1 3/4" Function: Locked or unlocked by key out side or push button inside. Inside always open Cylinder - 5 pin KW1 keyway. Other options available Strike - Full lip radius corner standard. Other options available Latch - 1/2" throw bolt, 2 3/8" or 2 3/4" backset adjustable. Radius corner face plate standard. Other options available Door Handing - Non-handed</p>
		<p>BHP ITEM# 78344BLK - Dummy Lever ITEM# 78944BLK - Handleset Trim Lever</p> <p>Grade III . Trim lever works for all BHP offering handlesets. All metal components . Door Prep: - Surface mount Door Thickness - 1 3/8" to 1 3/4" Function: Lever always free Door Handing - Non-handed</p>